



-7RF Antenna-

7RF-MX2-0004-GNLJ1-01



Author: Sam Yang(7RF TW)

Revision: A

Date: 2020/05/27

*ISO-SPEC-20-03_A



I. Introduction.

7RF provides external Adhesive/Magnetic Mounted GNSS and LTE 2 in 1 combination antenna solution. P/N: MX2-0004-GNLJ1-01 antenna. The antenna has solid enclosure with Magnet, which assist end user easy to stick antenna on metal surface, also it can choose double sided adhesive foam as option, different mounting options for customer's flavor. The antenna has 3 meters RG174 coaxial cable with FAKRA connector as standard configuration. Cable length & Connector are customizable. Contact your local sales to get more product information.

II. Antenna Specification Table

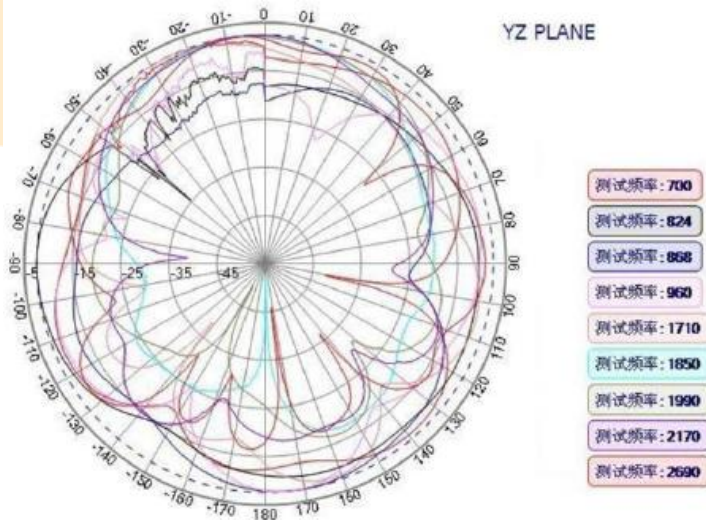
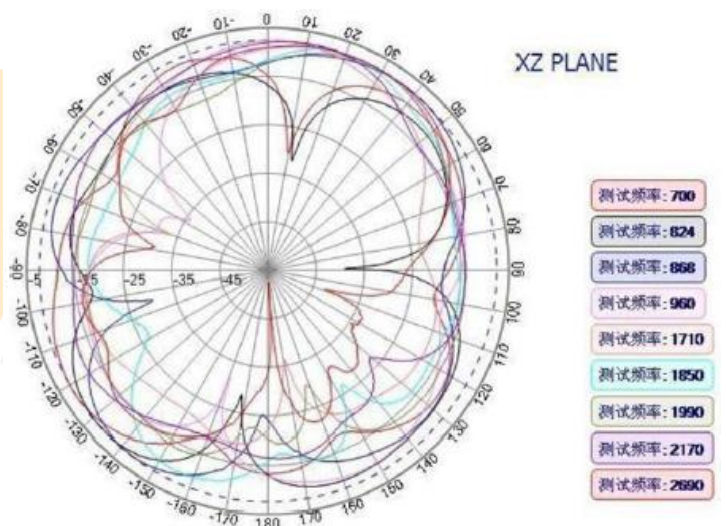
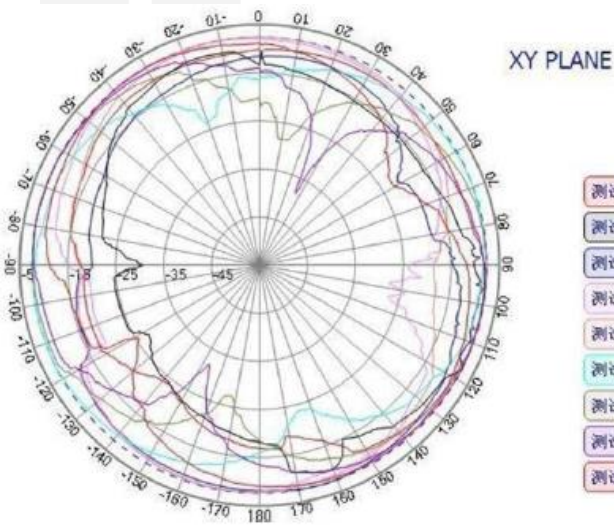
MX2-0004-GNLJ1-01	
Electrical Characteristics	
LTE	
Frequency (MHz)	698-960, 1710-2690
Return Loss (dB)	<-6
Peak Gain (dBi)	2.50 Typ.
Polarization	Linear
GPS/GLONASS (GNSS) Patch Antenna	
Frequency (MHz)	1575.42/1602
Return Loss (dB)	<-10
Peak Gain (dBic)	2.00 Typ. (Zenith)
Polarization	RHCP
GPS/GLONASS (GNSS) Active Circuit	
Gain(dB)	28 +/- 2
Noise Figure (dB)	<1.5
VSWR	<2
Operation Voltage (V)	3~5
Power Consumption (mA)	<15
Mechanical Characteristics	
Dimension (mm)	73* 64.1 * 14
Cable & Length	RG174, 3 meters
Connector	LTE: FAKRA Code D, GNSS: FAKRA Code C
Housing Material	ABS
Mounting Method	Adhesive/Magnetic
Waterproof	IP67
Storage Temperature (°C)	-40~+85
Operate Temperature (°C)	-40~+85



III. Antenna 2D Radiation Pattern

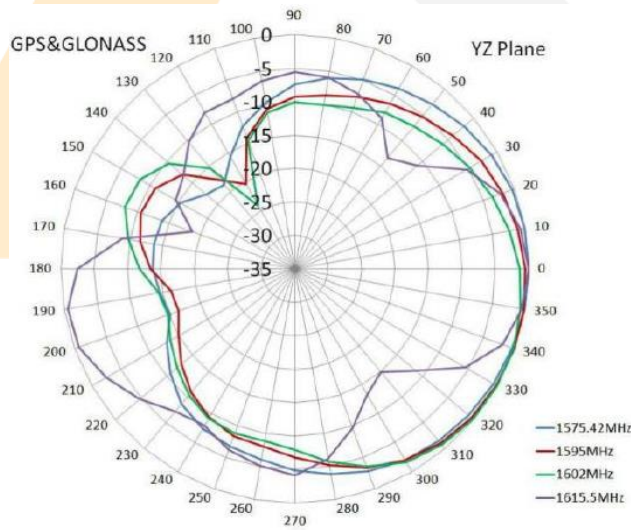
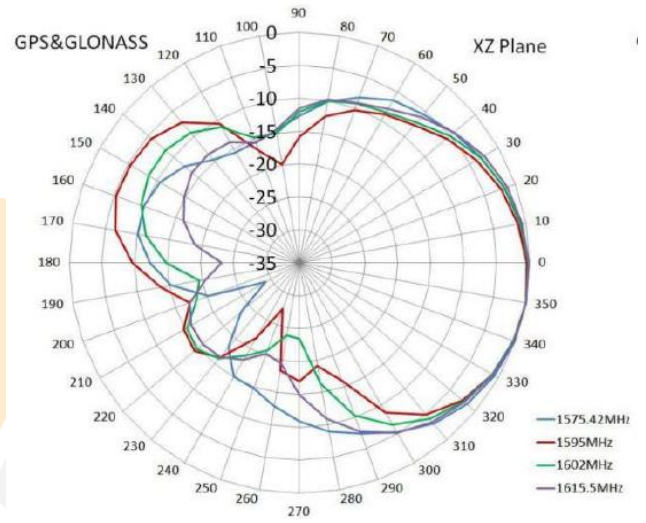
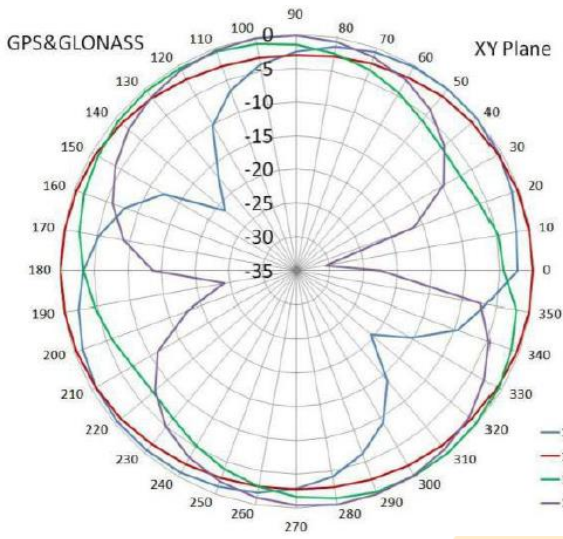


LTE

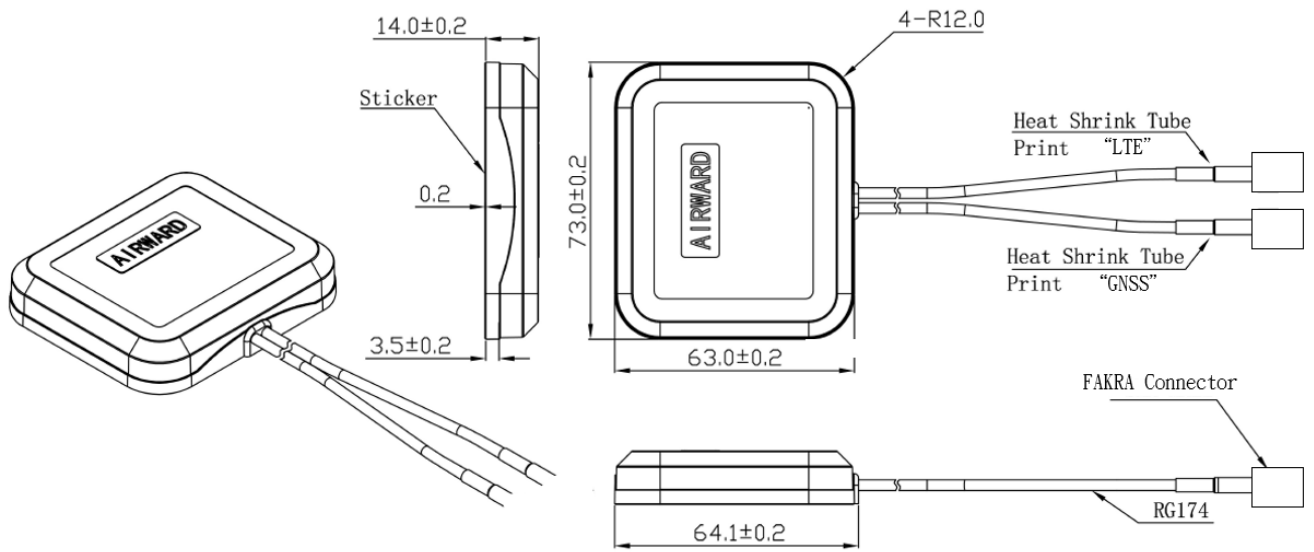




GNSS



IV. Antenna Drawing



Unit:mm

Cable Length: 3000+/-80mm